

BOARD OF DIRECTORS MEETING MINUTES
February 1, 2022

This RBHA Board of Directors Meeting was held as an electronic meeting due to a local state of emergency declared by City Council in Resolution No. 2020-R025 pursuant to Virginia Code § 44-146.21 arising from the disaster represented by the spread of COVID-19. The continuing risk of infection from new variants of COVID-19 makes a meeting of a quorum of the Board in a single location unsafe.

Board members and staff participated by teleconference/videoconference via Zoom. The general public was able to participate by teleconference/videoconference via Zoom.

RBHA Board members present by roll call: Dr. Joy Bressler; Scott Cannady; Irvin Dallas; **Vice Chair;** Dr. Cheryl Ivey Green, **Chair;** Dr. Brian Maiden; Dr. Cynthia Newbille; Malesia “Nikki” Taylor and Eduardo Vidal.

RBHA Board members absent: Denise Dickerson, **Secretary/Treasurer;** Karah Gunther; Shauntelle Hammonds; and Melodie Patterson.

Staff present: Dr. John Lindstrom, **CEO;** Amy Erb; Bill Fellows; Susan Hoover; Dr. Jim May; Shenee McCray; Carolyn Seaman; Michael Tutt; Cristi Zedd and Meleese Evans, Executive Assistant.

RBHA’s Legal Counsel: Jon Joseph of Christian & Barton, LLP.

Guests: None.

Proceedings:

- The meeting was called to order at 3:02 p.m. by Dr. Cheryl Ivey Green.
- The Board meeting minutes for January 4, 2022 were approved with a motion by Irvin Dallas and seconded by Dr. Cynthia Newbille. The motion carried by the following board member roll call vote: (7:1). Eduardo Vidal was not present during the vote.
- **Public Comment:** None.

Employee Recognitions

- Jillian Olson, Care Coordinator in the RICH Recovery Clinic, was recognized as employee of the month.

Board Chair Report - Dr. Cheryl Ivey Green

- Dr. Cheryl Ivey Green thanked everyone for all they continue to do.
- Dr. Green expressed her appreciation of the recent VACSB conference and reiterated the necessity of advocating and moving our agenda forward with the State Legislature and City Council.

Chief Executive Officer’s Report - Dr. John Lindstrom

- The CEO Report was discussed and is included in today’s board meeting packet and with today’s meeting minutes.
- Targeting more fully opening RBHA services within the building, beginning March 1, 2022. Some of our service modifications will continue and some staff will stay on with some modified telework.
- The Richmond Behavioral Health (RBH) Annual Report is complete. It was sent electronically to board members and staff and hard copies will be distributed soon.
- There are two competing bills in the VA Senate proposing that the Marcus Alert be made optional for communities of less than 80,000. We can probably support a delay in

implementation in some communities; but, will stay on our course being diligent to make it work.

RBH Foundation Report – Carolyn Seaman

- The Foundation Development Report was discussed and is included in today's board meeting packet and with today's meeting minutes.

Committee Reports:

Access & Service Delivery Committee – Malesia "Nikki" Taylor

- The Access & Service Delivery Committee has not met since the last board meeting.

Advocacy & Community Education Committee – Scott Cannady

- The Advocacy and Community Education Committee has not met since the last board meeting.

Executive Committee – Dr. Cheryl Ivey Green

- The Executive Committee reviewed and discussed nominations received for the Wayne Hamilton Blanks Service in Recovery Award.
- Two RBHA employees, Brianna Ross and Carla Heath, and one community member, Nathan Mitchell, were nominated. The Committee voted to award all three nominees and agreed the awards should be presented in person at an outdoor event this year when the weather is warmer.

Finance Committee Report – Denise Dickerson

- Total cash in the bank at December 31st was \$27.4 million, and RBHA's share of that cash is \$9.4 million.
- RBHA's current operating reserve ratio was up in December to 1.25 or more than 2 months of expenses.
- RBHA's net worth is \$13.7 million and FY2022 net income at December 31st was \$6.4 million; however, a certain amount will be deferred until earned and future net income will decrease accordingly.
- Gross Accounts Receivable is \$20 million and net AR, after the allowance for doubtful accounts, is \$6.5 million due from the MCOs. As of December 31st, RBHA had collected \$11.5 million from MCOs compared to \$10.2 million expected, although some of these funds are collections from prior years.
- The note payable balance at December 31st was \$2.8 million which has been recorded in the current and long-term liabilities section of the Balance Sheet.

Human Resources Committee –Irvin Dallas

- The Human Resources Committee has not met since the last board meeting.

Nominating & By-Laws Committee – Dr. Joy Bressler

- The Nominating and By-Laws Committee reviewed and discussed applications of the four individuals who applied for RBHA Board membership. The applicants will be considered by City Council's Education and Human Services Standing Committee for the vacant position left by Colleen Howarth.
- Each applicant met electronically with the Nominating & By-Laws Committee.

Presentation: An Overview of RBHA Adult Services was presented by Shenee McCray, LCSW, COO Mental Health Services; Cristi Zedd, LCSW, COO Developmental Services/REACH Region IV/ITC of Richmond; and Jim May, Ph.D., COO, Planning, Development, Research, Evaluation and Substance Use Disorders Services. The presentation is included with today's meeting minutes.

The meeting adjourned at 5:05 p.m.

The next Board of Director's meeting will take place on **Tuesday, March 1, 2022 at 3:00 p.m.**

Respectfully Submitted:



Dr. Cheryl Ivey Green
RBHA Board Chair



Dr. John P. Lindstrom
Chief Executive Officer

Richmond Behavioral Health Authority
Board of Directors
Chief Executive Officer's Report
February 1, 2022

Drum roll please! RBHA's **Recovery Plus** program has completed its first full month of operations. Recovery Plus is the renamed Methadone treatment services previously provided by Human Resources, Inc. (HRI). We celebrate this accomplishment and are particularly excited to fill the only missing component of our continuum of Substance Use Disorder treatment services.

In the last week we rolled out an **updated survey**, tracking employee **vaccine status and compliance**. RBHA's policy considers "fully vaccinated" when individuals have met the CDC recommended vaccine course through any approved boosters. Our first-hand experience with COVID illness mirrors national observations, indicating that *fully vaccinated individuals are at far less risk for serious illness and recover more quickly than unvaccinated individuals*.

We recently **updated the RBHA vaccine policy** to reflect evolving CDC guidance and will maintain the vaccine requirements in line with the CMS mandate. Definitions for the terms vaccinated, partially vaccinated, and unvaccinated were included in guidance for quarantine and return-to-work. Furthermore, variances between routine and emergency operating conditions have been delineated. Weekly testing requirements for unvaccinated staff in full-time telework mode have been suspended and as have testing requirements for exposed and infected individuals depending on vaccine status. COVID-19 infection rates are improving overall, but remain high for Virginia and the Richmond Metro area.

Agency closings related to weather or other emergency conditions have become increasingly complicated with the vast

array of programs (many deemed essential such as Crisis, PACT, and Residential), along with our incorporation of telework for many staff. For these reasons, we are currently working on a guidance document to address expected work status for employees depending on the nature of any agency office closings in the future.

RBHA will begin the **FY 23 budget planning process** in March, with the expectation that the Finance committee will review in May, then advance to the full board for approval at its June meeting – same schedule as in past years. We were able to submit a **budget request to the City, asking for over \$300,000 in additional funds to meet the match requirements**. State funding for FY 23 will not be known until after the General Assembly session and, like in past years, we do not anticipate the DBHDS Letter of Notification until May.

The new **Commissioner, Mr. Nelson Smith**, plans to visit RBHA on February 11 for a meet and greet, including lunch and a tour. During his visit, we will have the opportunity to discuss our programs and services, role as regional fiscal agent/operating entity, and our vision for RBHA's future. RBHA is much more than a central office site, so we will share evidence of our scope and locations of services through pictures and narrative.

Respectfully submitted,



John P. Lindstrom, Ph.D., LCP
Chief Executive Officer

RBHA Board Meeting
Development Report – February 1, 2022

Richmond Behavioral Health Foundation

YTD Income (minus grants) to RBHF: \$10,192.17 (as of December 31, 2021)

YTD grants awarded: \$68,500 + \$4,996.46 (grant awarded in FY2021) = \$73,496.46

YTD gifts-in-kind: \$73,650.68 (donated items + volunteer hour value)

YTD Total Revenue: \$157,339.31(includes GIK values)

	Current Year (FY22)	Past Year (FY21)	2 years ago (FY20)
	Total Grants/Requests Submitted in FY21 (July 1, 2021 – June 30, 2022)	Total Grants/Requests Submitted in FY21 (July 1, 2020 – June 30, 2021)	Total Grants/Requests Submitted in FY20 (July 1, 2019 – June 30, 2020)
Number of Submitted Grants/Requests	8 Total: \$477,000	7 Total: \$108,820	2 carryover from FY19 (\$40,000) 10 (TOTAL: \$151,000)
Number of Funded Grants/Requests	4	3	7
Dollar Value of Awarded Grants/Requests	\$68,500	\$51,320	\$142,000
Number of Pending Grants/Requests	0	1	0
Dollar Value of Pending Grants/Requests	\$0	\$15,000	0
Number of Denied Grants/Requests/Postponed	3	3	2 - denied 3 – cancelled (COVID)
Dollar Value of Denied or Partially Funded Grants/Requests	\$408,500	\$57,500	\$59,000
Gifts in Kind - Monetary Value (Includes Value of Volunteer Hours and Value of donated items)	\$38,300.68 (Volunteer Hours Value) \$35,350.00 (Donated Items Value)	\$68,357.20	\$57,671.25

RBHA Board Meeting
Development Report – February 1, 2022

Volunteer Hours	1342	1551	863
------------------------	------	------	-----

Update on Grants and Gifts: See attached chart

Communications/Marketing:

American Horticulture Society (AHS) is holding their national conference at Lewis Ginter Botanical Gardens in July 2022. AHS would like to add RBHA North Campus on their tour of local therapeutic gardens. AHS is also requesting applications for presentations and service projects – we will submit applications for both.

Communications Plan has begun for 2022 – educate, inform

25th Anniversary Plans:

- Open Houses will all take place during Calendar Year 2022
 - March – REACH Offices - POSTPONED
 - May – Marshall Center
 - September – North Campus
 - December – 5th St./RICH Clinic

Volunteer Projects:

- Volunteer Projects completed for Fall 2021
- Excellent Community response – totals on grant and gifts document
- We received an unexpected donation in January of approximately 375 additional Hygiene/Personal Care Kits from Hands On Greater Richmond.

Appeals:

- Year End Appeal – totals will be available at the end of January 2022

Fundraising Events:

- Brambly Park Winery is hosting a fundraising event for RBH on January 16th , 8pm -2am

Grant Applications:

- Will begin reviewing for Spring cycle grant possibilities

RBHF Board Fundraising Project:

- Tom Maness has offered a \$5,000 match to RBHF Board member fundraising for a specific project (\$10,000 total). Project TBD.

RBHA Board Meeting
Development Report – February 1, 2022

FY2022 – 1st 6 months – Accomplishments/Milestones

- 5 New Board Members
- All RBHF Board Members have made personal financial contributions
- Building Mural & Unveiling Event Completed
 - Time Lapse Video
 - RTD Article
 - The Phil Article
 - WTVR
 - T-Shirt Sales
 - Mural Print Sales
- DIY Volunteer Projects
 - 600+ kits over fall 2021
 - Combined Board Member kit event
 - RBHA Staff and staff teams participated
- 2 new virtual tour videos
 - Front St. programs & greenspace
 - WRTC
- Social media platforms – more engagement
- Website brand graphic updates completed – thanks to CRA
 - Need to complete content updates
- Nonprofit panel – Chris Mayfield
- Grant funding
 - have exceeded last year's total
 - I.C.E. Grant
- Year End Appeal (Gratitude Report) – only dollars that come in as a direct result of the appeal (no other unrestricted funds are counted in this total)
 - 82% increase over last year (5% is the industry standard) – donations from the Annual Year End Appeal are still coming in
- Work with Brand Federation came to a close in December

Upcoming – Next 6 months

- Communications Plan – beginning implementation in January
- Spring DIY Volunteer Projects
 - Activity Kits
 - Baby Bag Kits
- American Horticulture Society – Annual National Conference
 - July 13 - 15
 - Tour of North Campus Greenspace
 - Possible service project – create, improve, design – ideally in collaboration with a funding source
- Events – need to make some decisions due to COVID
 - Open Houses – postponing the March Open House
 - Art of Recovery?

Overview of RBHA Adult Services

February 1, 2022

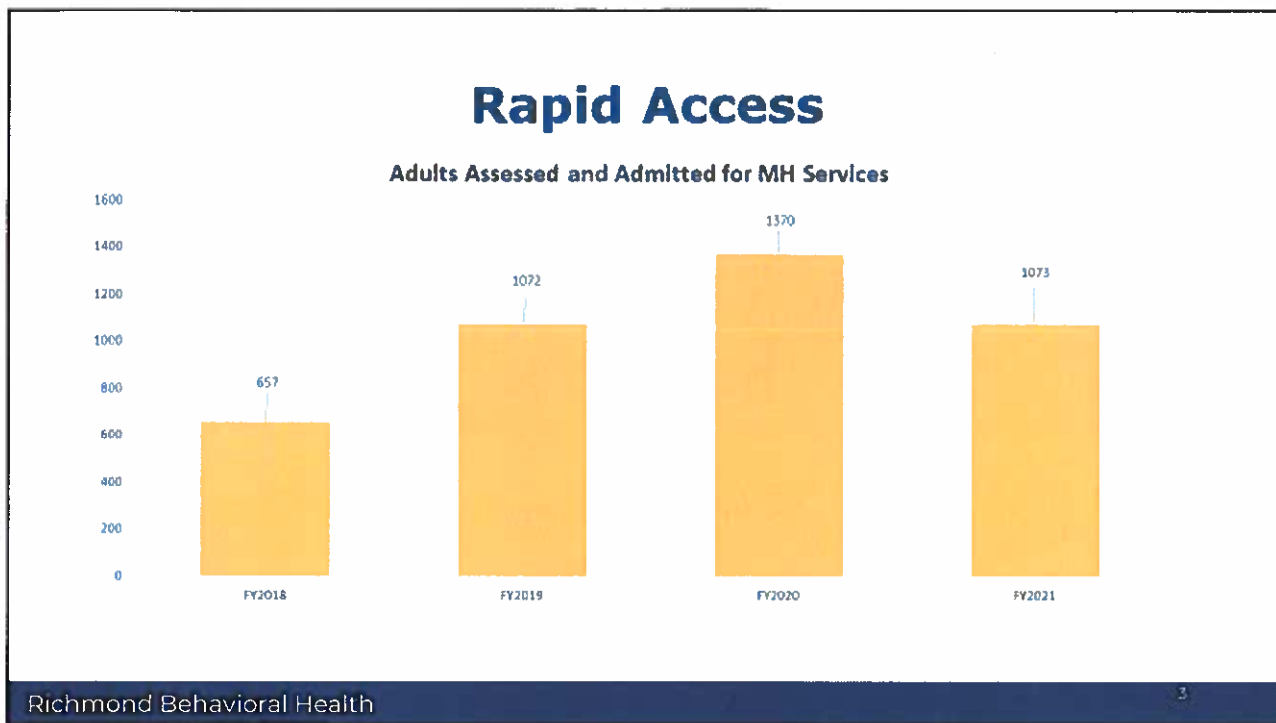
1

Adults served across RBHA

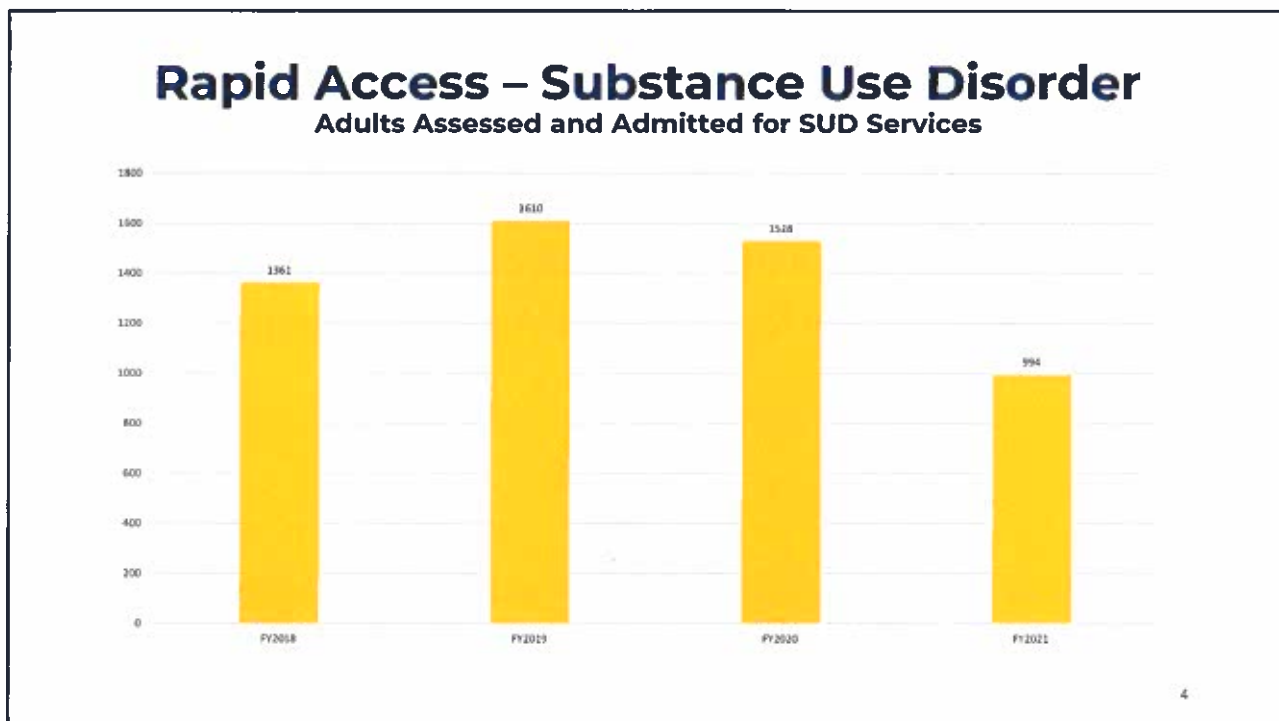
- In FY21, RBHA served nearly 13,000 individuals; 7,315 adults
- Many individuals served have co-occurring disorders and access services across the organization
- This presentation will focus on RBHA's non-crisis adult services



2



3



4

Access Services – Developmental Services

- Most Developmental Service (DS) inquiries come directly to the DS Adult Intake Coordinator from family members, medical/other professionals and transfers from other CSBs
- Eligibility for DS includes the following:
 - Requires a psychological evaluation containing a diagnosis of intellectual and/or developmental disability prior to the age of 18 years old
- If needs arise regarding MH or SUD issues, the individual is referred to RAPID ACCESS for further assessment and eligibility determination
- Since 2018, DS Adult has opened an average of 120 new cases per year

Mental Health Services



Mental Health Services

Total served in FY2021: 3,408



MH Division Highlights

- RBHA **expanded Permanent Supportive Housing (PSH)** services allowing us to serve an additional 40 individuals experiencing homelessness
- Following closure due the pandemic, successfully **reopened the Marshall Center** to provide psychosocial rehabilitation services
- Exceeded expected outcomes for **Anthem's Behavioral Health Home**
- Expanded the evidenced-based practices utilized in **outpatient therapy** services for adults
- Successfully transitioned to the **provision of Assertive Community Treatment (ACT) services** under DMAS' Project BRAVO

Developmental Services

*Together,
we can live
our best
lives!*



Richmond Behavioral Health

9

Developmental Services

Total served in FY2021: 1,408



Richmond Behavioral Health

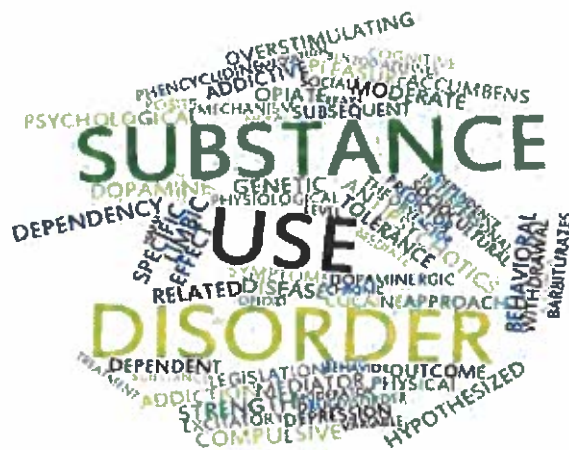
10

10

DS Division Highlights

- Achieved compliance with DBHDS Quality and Annual Licensure audits with **no corrective action plans or citations**
- **Among the top 5 CSBs** in the State with the highest numbers of individuals employed
- **Supportive Residential Services (SRS) maintained all 36 individuals in independent housing** throughout the entire pandemic
- Despite significant staffing shortages and high turnover rate, **continued to meet billing and productivity targets**

Substance Use Disorders Services



Substance Use Disorder Services

Total served in FY2021: 1,757



Richmond Behavioral Health

13

13

North Campus Referrals



Richmond Behavioral Health

14

14

SUD Division Highlights

- RBHA's North Campus Residential services received a **record number of referrals for services in FY21** from the greater Richmond area and across the state (1,072)
- Completed extensive **remodel of the Children's Services Center (CSC)** at our North Campus residential facility
- The **RICH Primary Care Clinic** served 1,361 adults in FY21; 314 of those received **OBOT** services
- Implemented **care coordination and domestic violence supports**
- Prevention Services **trained 218 individuals in Mental health First Aid and to 318 individuals in REVIVE (Naloxone)**

Service Collaborations between Divisions

- Collaborations occur daily with the RICH Clinic, Rapid Access and Psychiatry as well as psychological assessments/evaluations conducted for DS services
- New 23-hour Crisis Receiving Center (CRC) at North Campus will involve cross-divisional crisis assessments, referrals and supports
- North Campus and OBOT services serve individuals across all disability areas
- DS Early Intervention provides developmental assessments to children of mothers in residential treatment for SUD disorders



Future Goals

- The new Community Mental Health Center (CMHC) grant allows us to expand and enhance service delivery to adults and youth, across a spectrum of clinical and support services, including (but not limited to) Outpatient, Case Management, Therapeutic Day Treatment, and Psychosocial Rehabilitation. Staff training in multiple evidence-based services is also being provided as part of this grant
- Further, more extensive development of Marcus Alert and Behavioral Health Redesign for Access, Value and Outcomes (BRAVO)
- Expansion, enhancement and possible relocation of the new Opioid Treatment Program (OTP), *Recovery Plus*
- Continued COVID Testing and Vaccination protocols at all of our residential facilities

Challenges

- Ongoing COVID pandemic impacting workforce shortages, safety awareness and flexibility needed to respond to demands
- Maintaining program operations if and when new COVID variants prove to be more contagious than previous variants
- Increased demand for all MH, SUD and DS services
- Tremendous difficulty approaching or meeting salary demands of individuals we would like to have join our workforce (the few that we can find) to fill our many vacant positions



Questions?
Thank you.